



TRUCK ROADEO

Ed Haidusek

Tarrant County

Precinct 3 Maintenance

ED HAIDUSEK

- Tarrant County Precinct 3 Maintenance Facility
- Equipment Maintenance Supervisor
- Truck Rodeo Coordinator
 - One Day Truck Rodeo within our Precinct



PRECINCT 3 ROADEO GUIDE

OCTOBER 28, 2022

14 Yard Dump Truck



GUIDEBOOK PROCESS


- *Print Rodeo Guide for each Contestant*
- *New Theme Truck for each year's cover*

Guidebook consists of:

- *Explanation of Purpose of Program*
- *General Instructions for Truck Rodeo*
- *Who can be Judges*
- *Tie Breakers*
- *Explanation/Scoring for each Exercise*
- *Diagram of each Exercise*

RULES & REGULATIONS

- *We establish what is considered Safe Vehicle Operation*
- *Safety Vests always worn during event, even Judges*
- *Drivers always wear Seat Belts*
- *NO leaning outside of vehicle*
- *Only Drivers, Judges, Concierges allowed on course*
- *No turning of steering wheel, unless wheels are in motion*
- *Stop, Set the Brakes, Sound the Horn, before and after each event*
- *All Exercise scores range from 0 – 50 points, except Load and Tie Down range from 0 – 100 points*
- *Scoring will have no negative, or additional scores outside its original scores range*



TRUCK ROADEO EXERCISES



NINE EXERCISES

• <i>Load and Tie Down Inspection</i>	<i>100 pts</i>
• <i>360 Walk Around</i>	<i>50 pts</i>
• <i>Stop Sign</i>	<i>50 pts</i>
• <i>Left Turn, Loading Dock</i>	<i>50 pts</i>
• <i>Straight Line</i>	<i>50 pts</i>
• <i>Offset Alley</i>	<i>50 pts</i>
• <i>Diminishing Lane</i>	<i>50 pts</i>
• <i>Serpentine</i>	<i>50 pts</i>
• <i>Right Turn</i>	<i>50 pts</i>
	<hr/>
<i>Total Points</i>	<i>500 pts</i>

SPONSORS POSTER

- Give Thanks to Sponsors
- Show Examples of Prizes
- Acknowledge Breakfast and Lunch Providers

— ★ PRECINCT 3 ANNUAL ★ — TRUCK ROADEO



FRIDAY, OCTOBER 28

Competition starts at 8:30 am

Prizes awarded



— ★ THANK YOU TO OUR SPONSORS ★ —



Invitation

- Vendors
- Judges
- Guests
- Dignitaries

Tarrant County Precinct 3 - 2022 Truck Roadeo

Tarrant County Pct. 3 Truck Roadeo

Friday, October 28, 2022

7301 Precinct Line Rd. NRH, TX.

8:00 to 2:00, with Lunch Provided

817-514-5000



Our annual Tarrant County Pct. 3 Truck Roadeo will be take place on Friday, October 28th and we invite you to join us. Our Truck Roadeo is an important part in our Safety Program to encourage the continuous development of the driving skills of our employees.

We would very much like to invite you to participate in our annual Tarrant County Pct. 3 Truck Roadeo whether in person, as a judge, or virtually with a small prize donation. We plan on a catered lunch in our shop.

Please let us know if you are willing to participate as a Volunteer Judge or can help with a sponsorship or donation through the generosity of your company to use toward lunch and prizes for our top drivers.

We like to start off the event at 8:00 AM with a Judges Pre-View of Rules and the drivers should hit the course about 8:30 am. Lunch be at around 11:30, with an awards presentation afterward.

We are looking forward to hearing from you soon. Please R.S.V.P. as soon as possible so we can plan accordingly.

Thanks,

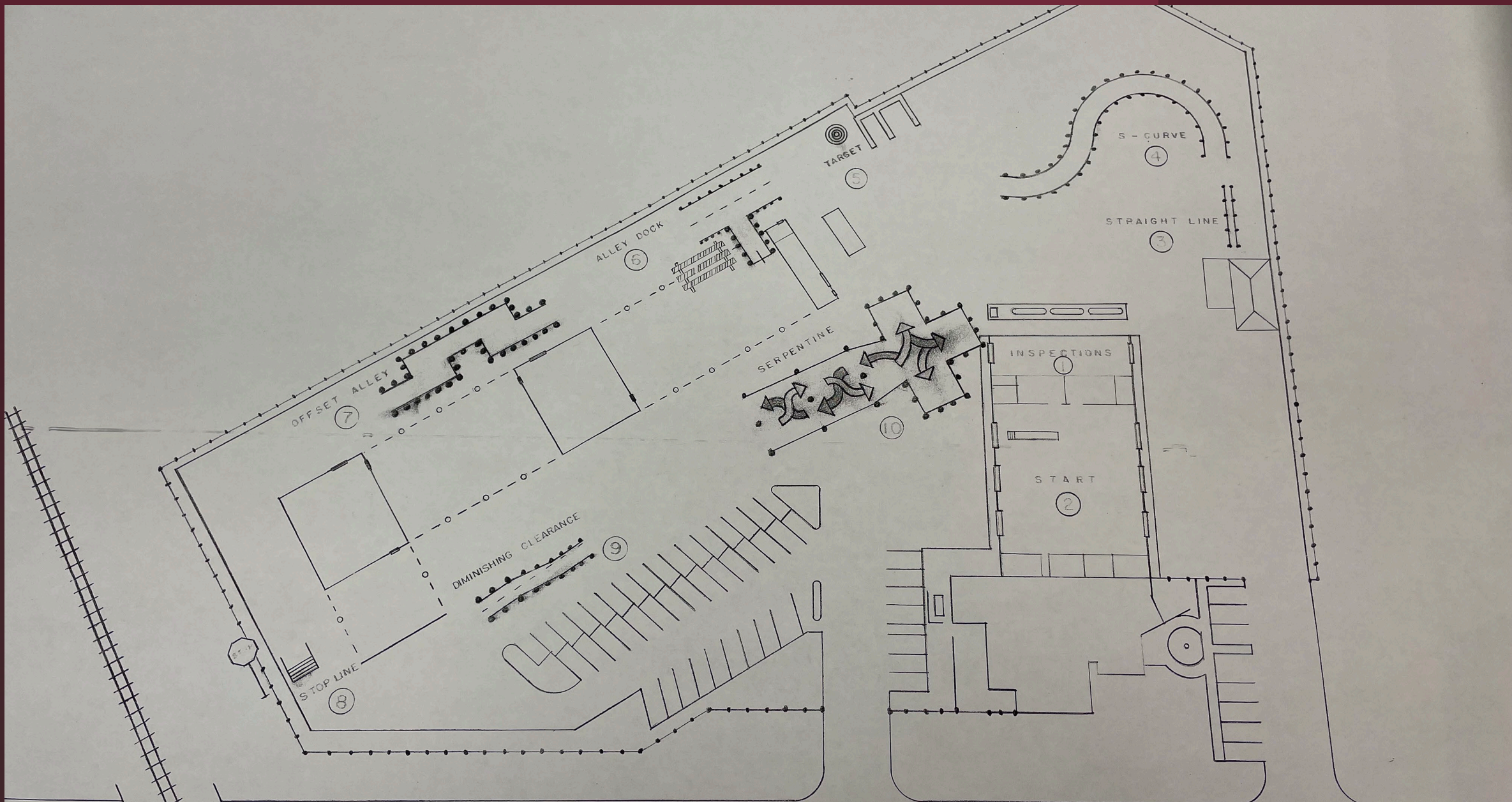
Mr. Ed





ORIENTATION

- *Welcome to Truck Rodeo*
- *Explanation of Rodeo*
- *Schedule for the day (Driving, Scoring, Spread Sheet, Lunch, and Awards)*
- *Pass out the Drivers' Line Up, and their Scoring Sheets*



**Let's
ROADEO!!!**





SCORE SHEET

- Hangs on Side of Truck
- Use a Magnetic Hook, and Clip Board
- Scores are Confidential until Awards Time

Tarrant County Truck Rodeo - 2017 Edition

Judge Scorecard

Driver: _____ Driver # _____

Walk Around (360 Quick Inspection)

360 Walk Around 60 points (60 points max.) **Total Score:**

10 points for naming any item on list
(Have them describe what they are looking for as they walk around truck)
Disqualified for No Seatbelt (0 points total)

Left Turn & Backing Exercise

(100 points max.) **Starting Score:** 50 Points

Deductions:
-10 points for each barrel or cone touched
-10 points for turning wheel when truck (wheels) not in motion (each)

-10 points for each Reposition of truck (stop and move forward)
-10 points > 2 temporary stops while backing to barricade
-10 points leaning out window
-10 points for not setting brake
-10 points for not sounding horn
Disqualified for No Seatbelt (0 points total)

- Total Deductions: _____

+ Additional Points: _____

Total Score:

Additional Points for Measured Distance to Barricade:

1" - 6"	50 points	Measured Distance: (closest 1/4 inch) <input style="width: 60px;" type="text"/>
6"-12"	40 points	
12"-18"	30 points	
18"-24"	20 points	
24"-30"	10 points	
>30"	0 points	

Hit Barricade 0 points

Diminishing Lane Clearance

(50 points max.) **Starting Score:** 50 Points

Deductions:
-10 points for each barrel or cone touched
-10 points leaning out window
-25 points for unsafe speed
-10 points for not setting brake
-10 points for not sounding horn
Disqualified for No Seatbelt (0 points total)

- Total Deductions: _____

Total Score:

Driver: _____ Driver # _____

Offset Alley

(50 points max.) **Starting Score:** 50 Points

Deductions:
-10 points for each barrel or cone touched
-10 points for turning wheel when truck (wheels) not in motion (each)
-10 points for each Reposition of truck (stop and move forward)

-10 points leaning out window
-10 points for not setting brake
-10 points for not sounding horn
Disqualified for No Seatbelt (0 points total)

Total Score:

Stop Sign

(50 points max.) **Starting Score:** _____

Deductions:
-10 points for each additional stop while approaching stop line
-10 points leaning out window
-10 points for not setting brake
-10 points for not sounding horn
Disqualified for No Seatbelt (0 points total)

- Total Deductions: _____

Total Score:

Points for Measured Distance to Stop Line: (Starting Score)

On or beyond stop line	0 points	Measured Distance: (closest 1/4 inch) <input style="width: 60px;" type="text"/>
Between 0.1" - 8"	30 points	
Between 8.1" - 16"	50 points	
Between 16.1" - 24"	40 points	
Between 24.1" - 32"	30 points	
Between 32.1" - 40"	20 points	
>40"	0 points	

Cross Serpentine Exercise

(50 points max.) **Starting Score:** 50 Points

Deductions:
-10 points for each barrel or cone touched
-10 points for turning wheel when truck (wheels) not in motion (each)

-10 points for each Reposition of truck (stop and move forward)
-10 points for driving on wrong side of cone
-10 points leaning out window
-10 points for not setting brake
-10 points for not sounding horn
Disqualified for No Seatbelt (0 points total)

Total Score:

Grand Total:

2021

M-316 A – List

- Stabilizer Leg NO Chain
- Dirt Front Bucket
- Truck Wiper Missing
- Oil Dip Stick Missing
- Low Tire FR
- Trash in Cab
- Glad-hand Un-Plugged
- Trailer – RR Wheel Seal Cap
- License Plate Non-Readable
- No Fire Extinguisher in Cab
- Radio Mic Missing
- Rear Bucket Not Chained
- Chain Pulling in Wrong Direction
- Power Steering Cap Missing

2021

M-316 B – List

- Stabilizer Leg NO Chain
- Truck Wiper Missing
- Oil Dip Stick Missing
- Low Tire FR
- Loose Tie Down Chains
- Glad-Hand Un-Plugged
- Trailer Jack Down
- License Plate Not-Readable
- Trailer Rear Marker Light
- Radio Mic Missing
- AIR- Secondary Low
- Rear Bucket Not Chained
- Front Bucket Not Chained
- Power Steering Cap Missing

Tarrant County Truck Roadeo - 2017 Edition Judge Scorecard

Driver: _____ Driver # _____

Pre-Trip & Tie Down Inspection

(100 points max.)

Truck Number _____

List A or B

Defects Identified

1 2 3 4 5 6 7 8 9 10

10 points for each defect identified

Total Score:



PRE-TRIP & TIE DOWN INSPECTION





GAMES WHILE WAITING TO COMPETE

CONCIERGE

- *Coffee*
- *Hot Chocolate*
- *Hot Tea*
- *Water*
- *Refreshments*
- *Gloves*
- *Rides To and From Building for a Break*



.....

360 WALK AROUND

- *Driver is outside of Truck*
- *60 Seconds to walk around once looking for obstacles*
- *Driver explains to Judges what they are looking for*
- *Not a Pre-Trip Inspection*
- *Looking for obstacles that occur since Pre-Trip, after a stop*
- *Judges may plant obstacles*

360 Walk Around List

60 seconds max - once around truck)

- Look in Front of Truck for Objects
- Look Behind Truck for Objects
- Look Under Truck for Objects
- Look for Low or Flat Tires
- Look for Tire Damage, Loose/Missing Lug Nuts, Objects between Tandems
- Look for Material on Bed or Apron
- Look for Major Fluid Leaks
- Tail Gate Pins in Place
- Look at Tarp
- Do you have Safety Vest with You?

Suggested Implants:

- Item on/between/under tires
- Cone in front of truck
- Rock on tailgate apron/side of bed
- Item on fender wheel
- Cone under truck

360 EXERCISE

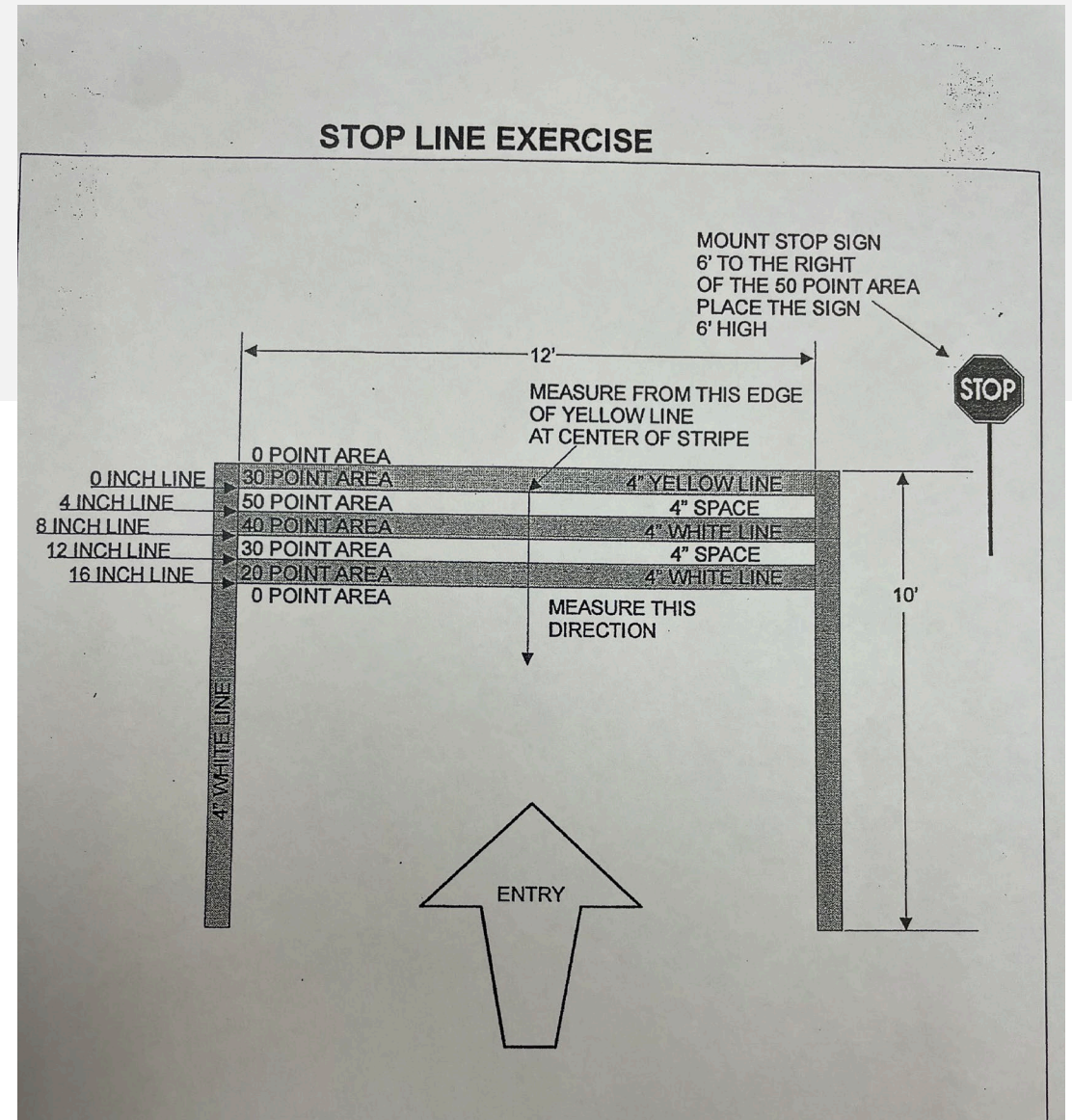
360

360 WALK AROUND



STOP SIGN

- Stop the Front Bumper 8" behind the Stop Sign
- Only One Stop Permitted
- Stop, Set the Brakes, Sound the Horn
- 30 points first 8" increment, 50, 40, 30, 20, & 0 for other increments
- TIE BREAKER measurement

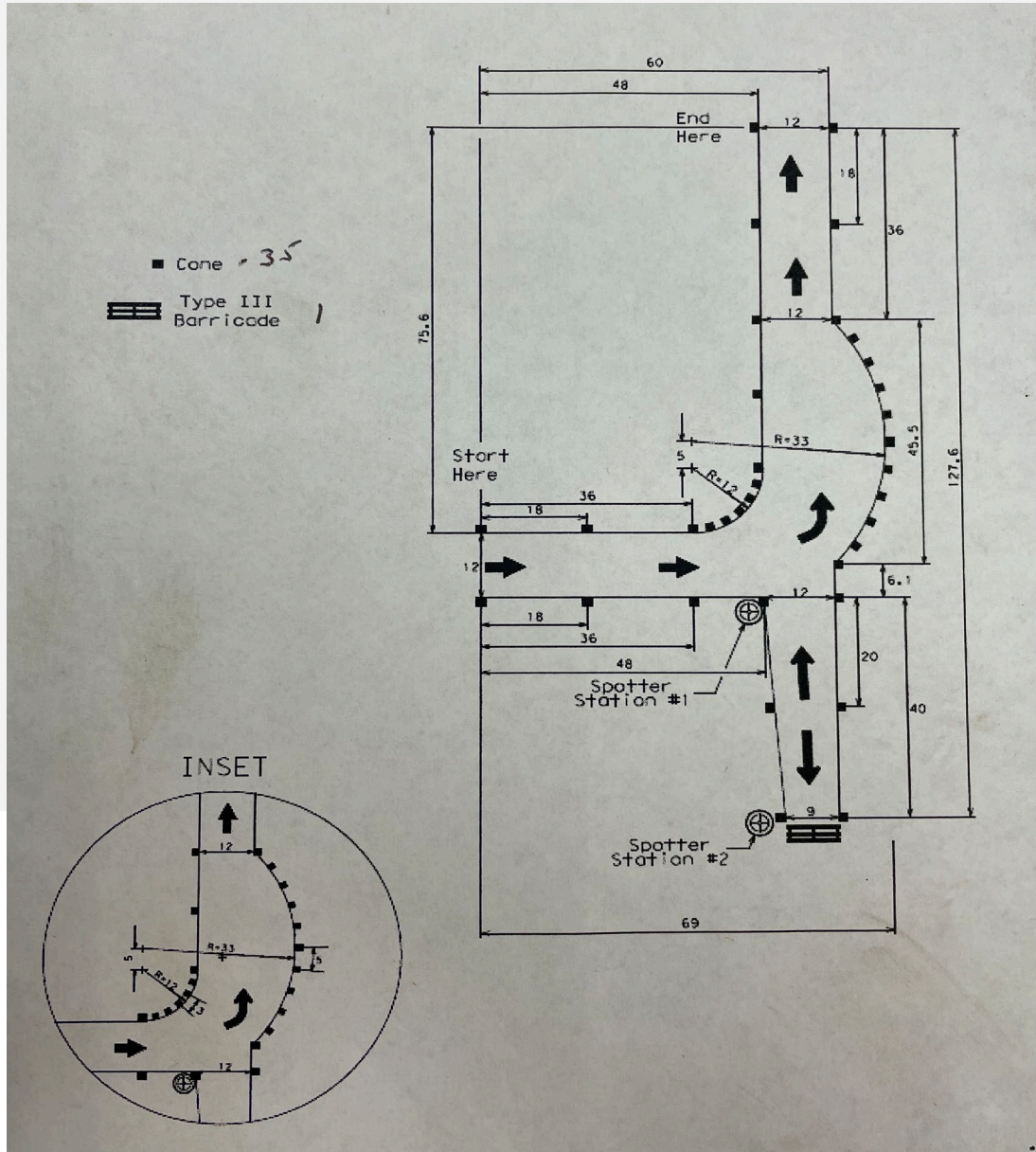




STOP SIGN



LEFT TURN AND LOADING DOCK



- *Enter exercise, left turn, back to dock*
- *Back up to Class III Barricade without hitting barricade*
- *Stop, Set the Brakes, Sound the Horn*
- *Second Tie Breaker Measurement*

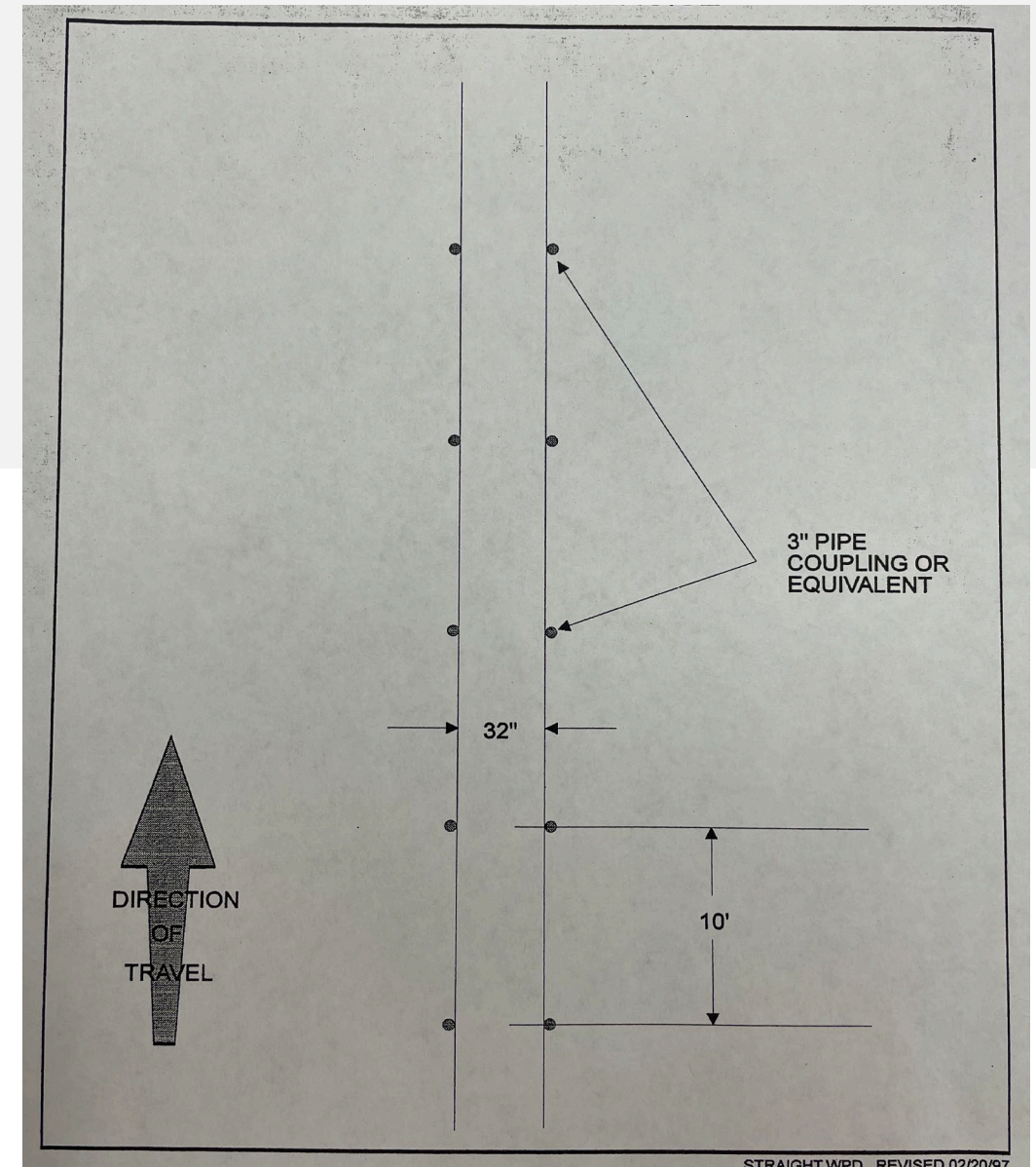
LEFT TURN AND LOADING DOCK





STRAIGHT LINE

- *Drive your Right Rear Tandem Wheels through Straight Line without hitting any of tabs*
- *Simulates keeping in far right lane with oncoming traffic, without running off edge of road*
- *Stop, Set the Brakes, Sound the Horn*



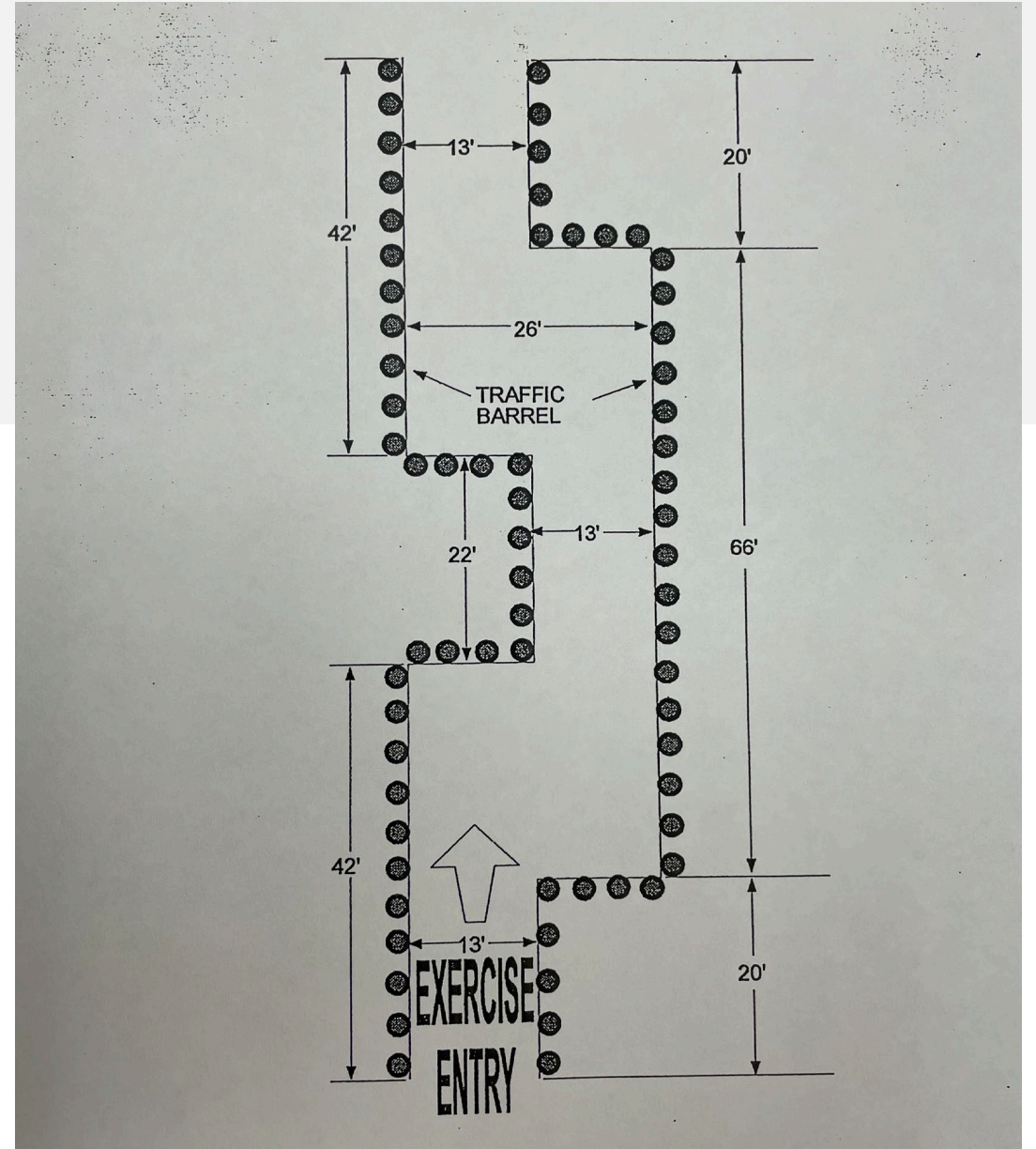


STRAIGHT LINE

- *Right Rear Tandem in-between 28" path*

OFFSET ALLEY

- *Maneuver Vehicle by Steering while Judging Distance at all Points on Vehicle*
- *Simulates a Work Zone with Parked Vehicles, Equipment, or a Supervisor who stopped in middle of work zone*
- *Stop, Set the Brakes, Sound the Horn*



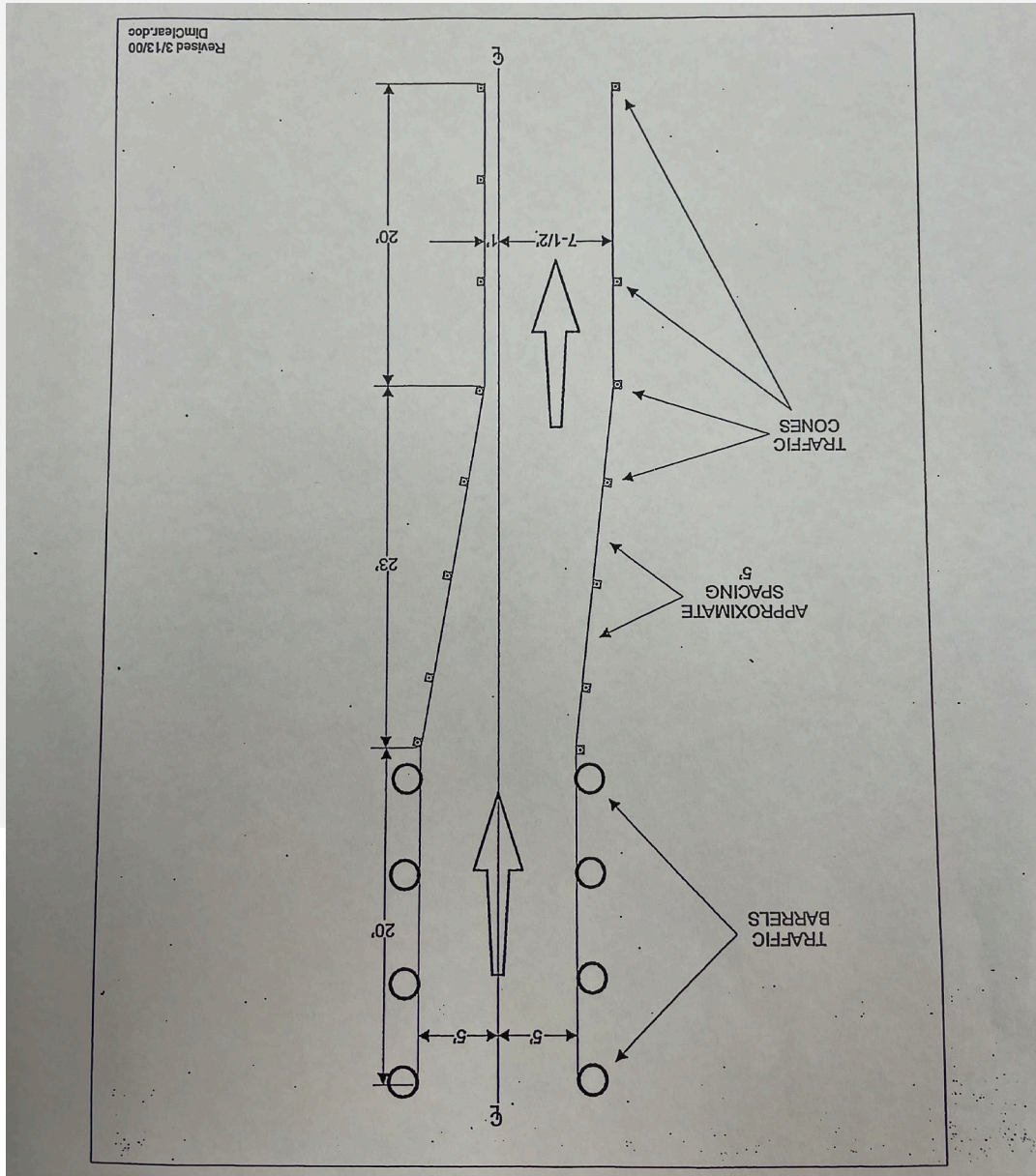


OFFSET ALLEY



DIMINISHING LANE

- Tests Driver's ability to Steer Vehicle in one lane, which progressively narrows and moves off center (10' wide to 8 1/2' wide with 4' offset)
- Stop, Set the Brakes, Sound the Horn

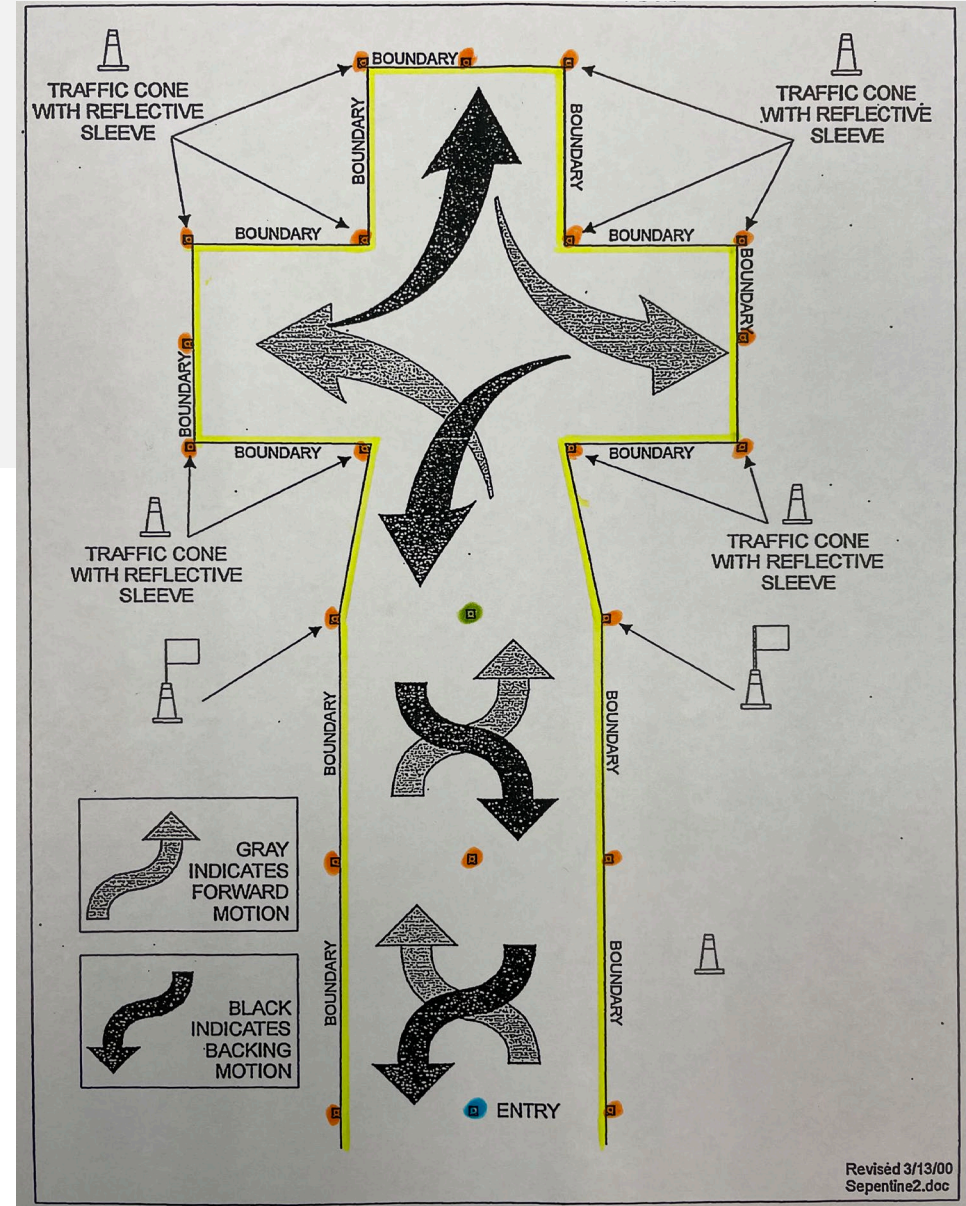


DIMINISHING LANE



SERPENTINE

- Tests Driver's ability to maneuver In and Out of tight places in both Forward and Reverse directions
- Stop, Set the Brakes, Sound the Horn

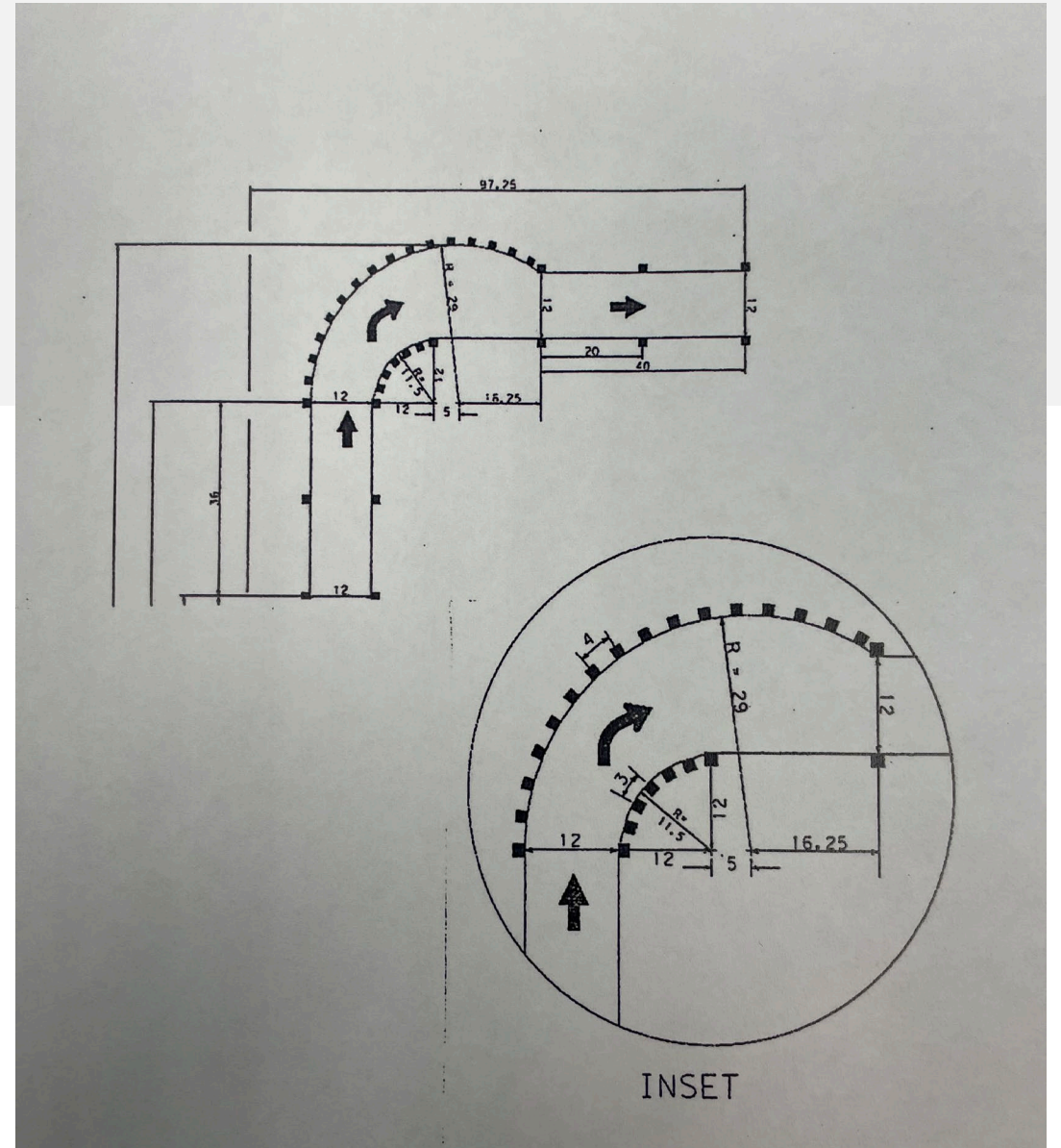




SERPENTINE

RIGHT TURN

- Tests Driver's ability to perform Right Turn
- Stop, Set the Brakes, Sound the Horn






RIGHT TURN



FINISH: RETURN TO 360

- *Finish Line !!*
- *Return Truck to Start of 360 Walk
Around for Next Driver*
- *Stop, Set the Brake, Sound the Horn*



Lunch





DONATED AWARDS



A FEW AWARD WINNERS




PREVIOUS GUIDEBOOK COVERS



PRECINCT 3 RODEO GUIDE

November 15, 2019
14 Yard Dump Truck



PRECINCT 3 RODEO GUIDE

OCTOBER 30, 2020
14 Yard Dump Truck



PRECINCT 3 RODEO GUIDE

OCTOBER 29, 2021
14 Yard Dump Truck



PRECINCT 3 RODEO GUIDE

OCTOBER 28, 2022
14 Yard Dump Truck



IN CONCLUSION.....

- Our Truck Roadeo *IS* our annual Safety Program.
- Every exercise is tailored to represent the Drivers' daily operations... driving forward, reversing, stopping and using mirrors, etc.
- These exercises help us mitigate so many of the risks these employees face each day.
- What started out as just a day of Rules and Regulations, has evolved into a day of fun, friendly competition, good food, and fellowship with each other and our vendors.
- Now our Safety Program is an annual one-day event we all look forward to.

THANK YOU

Special Thanks to:

- Macey Byles – Administrative Assistant
- Richard Schiller - Precinct 3 Director
- Texas Department of Transportation
- Commissioner Gary Fickes